

TEAM SCORING

9/26/87



PLACE	TEAM	TEAM PLACES	SCORE
1	Cortland	2-3-5-7-11 (14-19)	28
2	^{15th} Rochester	1-12-15-17-25 (34-41)	70
3	^{9th} Haverford	13-18-21-26-30 (36-39)	108
4	^{20th} RIT	9-10-22-32-37 (40-44)	110
5	^{25th} Ithaca	4-8-27-33-45 (51-54)	117
6	ALFRED State	16-24-29-31-35 (38-48)	135
7	Geneseo	20-23-28-43-46 (57-62)	170
8	Oneonta	6-42-44-55-63 (67-69)	208
9	Mansfield	47-50-53-59-60 (64-67)	269
10	Buff. State	46-52-58-61-65 (66-70)	282
11			
12			
13			

24:35 ①

X 302 TOM TUORI

9 ⑪ 25:58

187 RIT Andy COOT

25:13 ②

X 303 Mark SHEEHAN

12 26:02

X 301 John WAGNE

25:24 ③

R 166 Al SMITH

10 ⑬ 26:03

188 RIT Pet JENSEN

25:31 ④

61 PETE GURDON

11 ⑭ 26:03

70 cort Dave NETTLETON

25:33 ⑤

84 John Waldron cort

12 ⑮ 26:08

R 163 Bob ARMITAGE

25:33 ⑥

I 135 Sean I LIVINGSTON

13 ⑯ 26:09

110 Dan MEARS

25:48 ⑦

64 JUE KEANY cort

14 ⑰ 26:10

56 cort BLAIR BALOGH

25:49 ⑧

O 156 Joe Onesto Smindak

15 ⑱ 26:11

R 175 Paul MILLES

25:54 ⑨

77 ED STICKLES cort

16 ⑲ 26:12

3 AS AS Steve SCHULTZ

25:56 ⑩

I 131 Richard SUR ACE FTH

17 ⑳ 26:15

R 173 Job WIEGAND

1-5 1:06 2-7 1:30

18 (21)
26:18

109 Hav. Seamus
MC ELLIGOTT

28 (31)
26:37

85 G Jerry
ABREU

19 (22)
26:21

65 cont JOHN
KRUMHOLZ

29 (32)
26:38

AS 7 Phil
BARAI

20 (23)
26:24

91 G Mike Ger
GRAVELLE

30 (33)
26:41

107 Tom
GELSANLI

21 (24)
26:24

106 Hav. Tim
FRATUS

31 (34)
26:45

AS 2 Br
SNOC

22 (25)
26:25

194 RIT Kevin
Mc KEE

— (35)
26:49

X 227 J.C
O'DONN

23 (26)
26:27

93 G Pete Gen
Knowlton

32 (36)
26:51

RIT 190 Tom
TURKINGT

24 (27)
26:29

AS Jim
BAPST

33 (37)
26:57

T 128 stew
FANCHE

25 (28)
26:30

R 176 UR John
MORAN

34 (38)
27:00

R 172 Guy
WHITTE

26 (29)
26:35

104 Mike
FLOOD

35 (39)
27:03


















AS 5 Key
CHAMPAG

27 (30)
26:36

I 125 Mike
NEILON

36 (40)
27:07

112 Pau
REITTE

37 (41) 27:11		191 Jason URCKFITZ	47 (51) 27:51		159 DeR O'LOUGHLIN
38 (42) 27:21		6 Kevin KURTHY	48 (52) 27:53		4 Re EICHMA
39 (43) 27:23		108 Dan KURUNA	49 (53) 27:54		186 Mar TOMAS
40 (44) 27:33		181 Jim BRUNSWICK	— (54) 27:56	A	199 Rich TUCC
41 (45) 27:38	R	169 John GERACI	— (55) 27:57		211 CHRIS BEACH
42 (46) 27:41		154 Rob't Kenyon	— (56) 27:58	S	203 Tom BURROUG Me
43 (47) 27:41	90 	Mike GARGER	50 (57) 28:00		207 VAIL
44 (48) 27:45		152 Tom Church	— (58) 28:04		212 Vauq SANDER
45 (49) 27:47		121 John BENSON	51 (59) 28:14		127 LOU DELFIN
46 (50) 27:50		43 DENTIN DIXON	52 (60) 28:22		49 ALAN THOMAS

53 (61) 161 Sean STEVENSON
28:26

62 (71) 86 G ANDABLE Scott
29:29

54 (62) 132 Charles TANNER
28:30

(72) 202 John BANYA
29:31

55 (63) 153 Tim Kelly
28:31

63 (73) 157 Bob Vroom
29:37

56 (64) 89 G Susack Connor
28:43

64 (74) 120 Gra INGASSI
29:59

(65) 200 Jeff GREENWOOD
28:46

65 (75) 47 BILL SCHROH
30:00

57 (66) 92 G Keni HAMILTON
28:46

(76) 213 DAVID KELSEY
30:32

58 (67) 48 KEVIN SHUNK
28:46

66 (77) 44 HENRY GIBBS
30:49

59 (68) 160 James SHEDDEN
29:09

67 (78) 119 Hermie BRIGGS
32:44

60 (69) 162 Mike STOCKWELL
29:17

68 (79) 155 Mik McDerff
32:45

61 (70) 45 KEVIN LEIBE
29:19

69 (80) 151 Russ Betance
33:38

70 (81) 46 JOHN PARADOWSKA
35:43

(MEN-JV) CORTLAND XC INVITATIONAL

1987

TEAM SCORING

2/26/87


RACE	TEAM	TEAM PLACES	SCORE
1	CORTLAND	1-3-6-7-9 (12-13)	26
2	ROCHESTER	2-5-10-15-24 (26)	56
3	ALFRED ST	11-16-17-21-31 (34)	96
4	RIT	4-18-22-25-28 (32)	97
5	ITHACA	8-20-27-30-33 (40-45)	118
6	GENESECO	35-37-41-42-43	198
7			
8			
9			
10			
11			
12			
13			

PLACE TEAM NAME COLLINS AL 1735


PLACE	TEAM	NAME	COLLINS AL 1735
26:22 (1)	60	MARK GAFFNEY	27:18 (11) R 167 Charles SPIESS
26:34 (2)	177	Dave RYERSON	27:20 (12) 113 Tom STALNAK
26:39 (3)	105	Andy FRISHKOFF	27:25 (13) 8 Scot DODG
26:43 (4)	57	STEVE CAMMISA	27:27 (14) 71 JASE PORTER
26:49 (5)	195	Stephen RANCK	27:27 (15) 75 TUD RHEAUM
27:05 (6)	170	Ben GOLDTHWAITE	27:29 (16) 73 SIM PRINDLE
27:14 (7)	74	TOM REILLY	27:36 (17) 114 Rolan VONDERM
27:14 (8)	55	ED ACKERLY	27:37 (18) R 165 Dou FORWAR
27:16 (9)	124	Bryan Mc PHERSON	27:43 (19) 9 Kevin DICKEN
27:17 (10)	62	DAVE GUMBUS	27:46 (20) 14 Chris McQUIL


27:46	(21)	RT	184	Louis	SECKI	(31)	RT	189	Har	LAUDC
27:48	(22)		76	TIM	STAUSS	(32)		58	MIC	CLARK
27:54	(23)	I	133	David	GILLINGHAM	(33)	I	139	Rob	WILLSE
27:56	(24)	AS	13	Marty	RATER	(34)	AS	10	Jeff	WILLIAM
27:57	(25)	RT	193	Ken	LONCZ	(35)	RT	185	Eric	SEYMOU
27:58	(26)		67	JIM	MCCARTY	(36)	I	126	Jeff	RUBERT
28:01	(27)	R	174	Shayne	WORCESTER	(37)	AS	11	Aaron	SCOTT
28:17	(28)	RT	183	Kevin	CLEARY	(38)	G	97	Dave	Van Dora
28:20	(29)	R	164	Chris	DELCORSO	(39)		79	JOE	TRAVIS
28:21	(30)	I	122	Stephen	BOYER	(40)		111	Don	O'CONNOR


29:51 (41) 87  Soft
BARNARD (51)

29:57 (42)  72 TIM
POTTS (52)


30:05 (43)  66 MRS
LEO (53)


30:21 (44)  120 DERRICK
SCHULTZ (54)


30:46 (45) 88  GARY
LAWSON (55)

31:04 (46) 96  GARY
POPE (56)

31:31 (47) (M) 210 HAL
SMITH (57)

32:02 (48) 94  RICH
MORRISON (58)

32:10 (49)  63 JIM
HOLMGRAND (59)

34:51 (50)  138 CHENG-HUI
WANG (60)